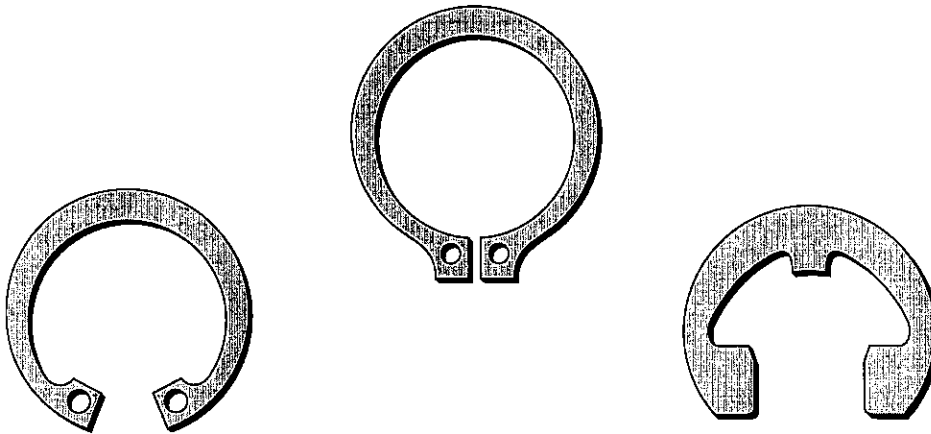


TABLE OF CONTENTS

RETAINING RINGS



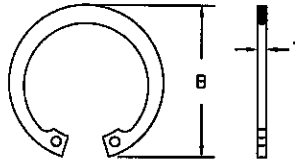
MATERIAL TYPE	PAGE NO.
INTERNAL	
SPRING STEEL	392
STAINLESS STEEL (PH15-7 MO)	394
EXTERNAL	
SPRING STEEL	396
STAINLESS STEEL (PH15-7 MO)	398
E-STYLE	
SPRING STEEL	400
STAINLESS STEEL (PH15-7 MO)	401

FOR MATERIAL INFORMATION, SEE ENGINEERING
TABLES BEGINNING ON PAGE 543.

- Solder Lugs
- Spring Clips
- Spring Washers
- Shoulder Washers
- Stand Off Spacers
- Flat Round Washers – Metallic
- Flat Round Washers – Non-Metallic
- O-Rings
- Retaining Rings**
- Lockwashers, Retention Washers & Push-on Nuts
- Clamps & Brackets
- Expansion Plugs
- Ground Straps, Bus Bars & Term. Blocks
- Tab & Notch Washers
- Misc. Washers & Tags
- Solid State Insulators
- Military Standards
- Custom Parts
- Engineering Tables
- Num. & Alpha. Index of Parts

INTERNAL RETAINING RINGS SPRING STEEL

Custom Sizes Available . . . See Last Page of This Section



NOTE: Phosphate coated for corrosion resistance.

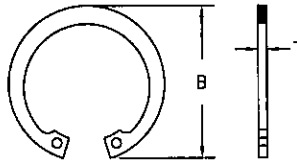
PART NUMBER	HOUSING DIA.		GROOVE DIA.		GROOVE WIDTH		"B" DIM.		"T" DIM.	
	DEC.	MM+	DEC.	MM+	DEC.	MM+	DEC.	MM+	DEC.	MM+
2725-1	.250	6.35	.268	6.81	.020	.51	.280	7.11	.015	.38
2725-2	.312	7.92	.330	8.38	.020	.51	.346	8.79	.015	.38
2725-3	.375	9.53	.397	10.08	.029	.74	.415	10.54	.025	.64
2725-4	.438	11.13	.461	11.71	.029	.74	.482	12.24	.025	.64
2725-5	.500	12.70	.530	13.46	.039	.99	.548	13.92	.035	.89
2725-6	.562	14.27	.596	15.14	.039	.99	.620	15.75	.035	.89
2725-7	.625	15.88	.665	16.89	.039	.99	.694	17.63	.035	.89
2725-8	.688	17.48	.732	18.59	.039	.99	.763	19.38	.035	.89
2725-9	.750	19.05	.796	20.22	.039	.99	.831	21.11	.035	.89
2725-10	.812	20.62	.862	21.89	.046	1.17	.901	22.89	.042	1.07
2725-11	.875	22.23	.931	23.65	.046	1.17	.971	24.66	.042	1.07
2725-12	.938	23.83	1.000	25.40	.046	1.17	1.041	26.44	.042	1.07
2725-13	1.000	25.40	1.066	27.08	.046	1.17	1.111	28.22	.042	1.07
2725-14	1.062	26.97	1.130	28.70	.056	1.42	1.180	29.97	.050	1.27
2725-15	1.125	28.58	1.197	30.40	.056	1.42	1.249	31.72	.050	1.27
2725-16	1.188	30.18	1.262	32.05	.056	1.42	1.319	33.50	.050	1.27
2725-17	1.250	31.75	1.330	33.78	.056	1.42	1.388	35.26	.050	1.27
2725-18	1.312	33.32	1.396	35.46	.056	1.42	1.456	36.98	.050	1.27
2725-19	1.375	34.93	1.461	37.11	.056	1.42	1.526	38.76	.050	1.27
2725-20	1.438	36.53	1.528	38.81	.056	1.42	1.596	40.54	.050	1.27
2725-21	1.500	38.10	1.594	40.49	.056	1.42	1.660	42.16	.050	1.27
2725-22	1.562	39.67	1.658	42.11	.068	1.73	1.734	44.04	.062	1.57
2725-23	1.625	41.28	1.725	43.82	.068	1.73	1.804	45.82	.062	1.57
2725-24	1.688	42.88	1.792	45.52	.068	1.73	1.874	47.60	.062	1.57
2725-25	1.750	44.45	1.858	47.19	.068	1.73	1.942	49.33	.062	1.57
2725-26	1.812	46.02	1.922	48.82	.068	1.73	2.012	51.10	.062	1.57
2725-27	1.875	47.63	1.989	50.52	.068	1.73	2.072	52.63	.062	1.57
2725-28	1.938	49.23	2.056	52.22	.068	1.73	2.141	54.38	.062	1.57
2725-29	2.000	50.80	2.122	53.90	.068	1.73	2.210	56.13	.062	1.57
2725-30	2.062	52.37	2.186	55.52	.086	2.18	2.280	57.91	.078	1.98
2725-31	2.125	53.98	2.251	57.18	.086	2.18	2.350	59.69	.078	1.98
2725-32	2.188	55.58	2.318	58.88	.086	2.18	2.415	61.34	.078	1.98
2725-33	2.250	57.15	2.382	60.50	.086	2.18	2.490	63.25	.078	1.98
2725-34	2.312	58.72	2.450	62.23	.086	2.18	2.560	65.02	.078	1.98
2725-35	2.375	60.33	2.517	63.93	.086	2.18	2.630	66.80	.078	1.98

+Metric dimensions were converted from decimals.

INTERNAL RETAINING RINGS

SPRING STEEL (Continued)

Custom Sizes Available . . . See Last Page of This Section



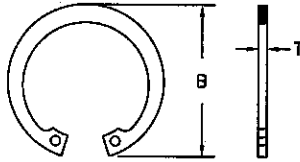
NOTE: Phosphate coated for corrosion resistance.

PART NUMBER	HOUSING DIA.		GROOVE DIA.		GROOVE WIDTH		"B" DIM.		"T" DIM.	
	DEC.	MM+	DEC.	MM+	DEC.	MM+	DEC.	MM+	DEC.	MM+
2725-36	2.438	61.93	2.584	65.63	.086	2.18	2.702	68.63	.078	1.98
2725-37	2.500	63.50	2.648	67.26	.086	2.18	2.775	70.49	.078	1.98
2725-38	2.562	65.07	2.714	68.94	.103	2.62	2.844	72.24	.093	2.36
2725-39	2.625	66.68	2.781	70.64	.103	2.62	2.910	73.91	.093	2.36
2725-40	2.688	68.28	2.848	72.34	.103	2.62	2.980	75.69	.093	2.36
2725-41	2.750	69.85	2.914	74.02	.103	2.62	3.050	77.47	.093	2.36
2725-42	2.812	71.42	2.980	75.69	.103	2.62	3.121	79.27	.093	2.36
2725-43	2.875	73.03	3.051	77.50	.103	2.62	3.191	81.05	.093	2.36
2725-44	3.000	76.20	3.182	80.82	.103	2.62	3.325	84.46	.093	2.36

+Metric dimensions were converted from decimals.

INTERNAL RETAINING RINGS STAINLESS STEEL (PH15-7 MO)

Custom Sizes Available . . . See Last Page of This Section



NOTE: Unless stated, all catalog parts are supplied without finish. See page 545 for specifying finishes.

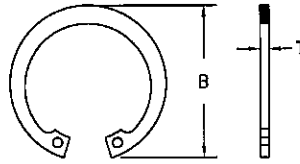
PART NUMBER	HOUSING DIA.		GROOVE DIA.		GROOVE WIDTH		"B" DIM.		"T" DIM.	
	DEC.	MM+	DEC.	MM+	DEC.	MM+	DEC.	MM+	DEC.	MM+
2726-1	.250	6.35	.268	6.81	.020	.51	.280	7.11	.015	.38
2726-2	.312	7.92	.330	8.38	.020	.51	.346	8.79	.015	.38
2726-3	.375	9.53	.397	10.08	.029	.74	.415	10.54	.025	.64
2726-4	.438	11.13	.461	11.71	.029	.74	.482	12.24	.025	.64
2726-5	.500	12.70	.530	13.46	.039	.99	.548	13.92	.035	.89
2726-6	.562	14.27	.596	15.14	.039	.99	.620	15.75	.035	.89
2726-7	.625	15.88	.665	16.89	.039	.99	.694	17.63	.035	.89
2726-8	.688	17.48	.732	18.59	.039	.99	.763	19.38	.035	.89
2726-9	.750	19.05	.796	20.22	.039	.99	.831	21.11	.035	.89
2726-10	.812	20.62	.862	21.89	.046	1.17	.901	22.89	.042	1.07
2726-11	.875	22.23	.931	23.65	.046	1.17	.971	24.66	.042	1.07
2726-12	.938	23.83	1.000	25.40	.046	1.17	1.041	26.44	.042	1.07
2726-13	1.000	25.40	1.066	27.08	.046	1.17	1.111	28.22	.042	1.07
2726-14	1.062	26.97	1.130	28.70	.056	1.42	1.180	29.97	.050	1.27
2726-15	1.125	28.58	1.197	30.40	.056	1.42	1.249	31.72	.050	1.27
2726-16	1.188	30.18	1.262	32.05	.056	1.42	1.319	33.50	.050	1.27
2726-17	1.250	31.75	1.330	33.78	.056	1.42	1.388	35.26	.050	1.27
2726-18	1.312	33.32	1.396	35.46	.056	1.42	1.456	36.98	.050	1.27
2726-19	1.375	34.93	1.461	37.11	.056	1.42	1.526	38.76	.050	1.27
2726-20	1.438	36.53	1.528	38.81	.056	1.42	1.596	40.54	.050	1.27
2726-21	1.500	38.10	1.594	40.49	.056	1.42	1.660	42.16	.050	1.27
2726-22	1.562	39.67	1.658	42.11	.068	1.73	1.734	44.04	.062	1.57
2726-23	1.625	41.28	1.725	43.82	.068	1.73	1.804	45.82	.062	1.57
2726-24	1.688	42.88	1.792	45.52	.068	1.73	1.874	47.60	.062	1.57
2726-25	1.750	44.45	1.858	47.19	.068	1.73	1.942	49.33	.062	1.57
2726-26	1.812	46.02	1.922	48.82	.068	1.73	2.012	51.10	.062	1.57
2726-27	1.875	47.63	1.989	50.52	.068	1.73	2.072	52.63	.062	1.57
2726-28	1.938	49.23	2.056	52.22	.068	1.73	2.141	54.38	.062	1.57
2726-29	2.000	50.80	2.122	53.90	.068	1.73	2.210	56.13	.062	1.57
2726-30	2.062	52.37	2.186	55.52	.086	2.18	2.280	57.91	.078	1.98
2726-31	2.125	53.98	2.251	57.18	.086	2.18	2.350	59.69	.078	1.98
2726-32	2.188	55.58	2.318	58.88	.086	2.18	2.415	61.34	.078	1.98
2726-33	2.250	57.15	2.382	60.50	.086	2.18	2.490	63.25	.078	1.98
2726-34	2.312	58.72	2.450	62.23	.086	2.18	2.560	65.02	.078	1.98
2726-35	2.375	60.33	2.517	63.93	.086	2.18	2.630	66.80	.078	1.98

+Metric dimensions were converted from decimals.

INTERNAL RETAINING RINGS

STAINLESS STEEL (PH15-7 MO) *(Continued)*

Custom Sizes Available . . . See Last Page of This Section



NOTE: Unless stated, all catalog parts are supplied without finish. See page 545 for specifying finishes.

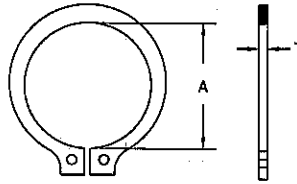
PART NUMBER	HOUSING DIA.		GROOVE DIA.		GROOVE WIDTH		"B" DIM.		"T" DIM.	
	DEC.	MM+	DEC.	MM+	DEC.	MM+	DEC.	MM+	DEC.	MM+
2726-36	2.438	61.93	2.584	65.63	.086	2.18	2.702	68.63	.078	1.98
2726-37	2.500	63.50	2.648	67.26	.086	2.18	2.775	70.49	.078	1.98
2726-38	2.562	65.07	2.714	68.94	.103	2.62	2.844	72.24	.093	2.36
2726-39	2.625	66.68	2.781	70.64	.103	2.62	2.910	73.91	.093	2.36
2726-40	2.688	68.28	2.848	72.34	.103	2.62	2.980	75.69	.093	2.36
2726-41	2.750	69.85	2.914	74.02	.103	2.62	3.050	77.47	.093	2.36
2726-42	2.812	71.42	2.980	75.69	.103	2.62	3.121	79.27	.093	2.36
2726-43	2.875	73.03	3.051	77.50	.103	2.62	3.191	81.05	.093	2.36
2726-44	3.000	76.20	3.182	80.82	.103	2.62	3.325	84.46	.093	2.36

+Metric dimensions were converted from decimals.

- Solder Lugs
- Spring Clips
- Spring Washers
- Shoulder Washers
- Stand Off Spacers
- Flat Round Washers - Metallic
- Flat Round Washers - Non-Metallic
- O-Rings
- Retaining Rings**
- Lockwashers, Retention Washers & Push-on Nuts
- Clamps & Brackets
- Expansion Plugs
- Ground Straps, Bus Bars & Term. Blocks
- Tab & Notch Washers
- Misc. Washers & Tags
- Solid State Insulators
- Military Standards
- Custom Parts
- Engineering Tables
- Num. & Alpha. Index of Parts

EXTERNAL RETAINING RINGS SPRING STEEL

Custom Sizes Available . . . See Last Page of This Section



NOTE: Phosphate coated for corrosion resistance.

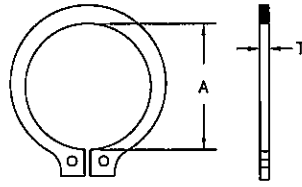
PART NUMBER	SHAFT DIA.		GROOVE DIA.		GROOVE WIDTH		"A" DIM.		"T" DIM.	
	DEC.	MM+	DEC.	MM+	DEC.	MM+	DEC.	MM+	DEC.	MM+
2727-1	.250	6.35	.230	5.84	.029	.74	.225	5.72	.025	.64
2727-2	.281	7.14	.261	6.63	.029	.74	.256	6.50	.025	.64
2727-3	.312	7.92	.290	7.37	.029	.74	.281	7.14	.025	.64
2727-4	.344	8.74	.321	8.15	.029	.74	.309	7.85	.025	.64
2727-5	.375	9.53	.352	8.94	.029	.74	.338	8.59	.025	.64
2727-6	.406	10.31	.382	9.70	.029	.74	.366	9.30	.025	.64
2727-7	.438	11.13	.412	10.46	.029	.74	.395	10.03	.025	.64
2727-8	.500	12.70	.468	11.89	.039	.99	.461	11.71	.035	.89
2727-9	.562	14.27	.530	13.46	.039	.99	.521	13.23	.035	.89
2727-10	.594	15.09	.559	14.20	.039	.99	.550	13.97	.035	.89
2727-11	.625	15.88	.588	14.94	.039	.99	.579	14.71	.035	.89
2727-12	.688	17.48	.646	16.41	.046	1.17	.635	16.13	.042	1.07
2727-13	.750	19.05	.704	17.88	.046	1.17	.693	17.60	.042	1.07
2727-14	.812	20.62	.762	19.35	.046	1.17	.751	19.08	.042	1.07
2727-15	.875	22.23	.821	20.85	.046	1.17	.810	20.57	.042	1.07
2727-16	.938	23.83	.882	22.40	.046	1.17	.867	22.02	.042	1.07
2727-17	1.000	25.40	.940	23.88	.046	1.17	.925	23.50	.042	1.07
2727-18	1.062	26.97	.998	25.35	.056	1.42	.982	24.94	.050	1.27
2727-19	1.125	28.58	1.059	26.90	.056	1.42	1.041	26.44	.050	1.27
2727-20	1.188	30.18	1.118	28.40	.056	1.42	1.098	27.89	.050	1.27
2727-21	1.250	31.75	1.176	29.87	.056	1.42	1.156	29.36	.050	1.27
2727-22	1.312	33.32	1.232	31.29	.056	1.42	1.214	30.84	.050	1.27
2727-23	1.375	34.93	1.291	32.79	.056	1.42	1.272	32.31	.050	1.27
2727-24	1.438	36.53	1.350	34.29	.056	1.42	1.333	33.86	.050	1.27
2727-25	1.500	38.10	1.406	35.71	.056	1.42	1.387	35.23	.050	1.27
2727-26	1.562	39.67	1.468	37.29	.068	1.73	1.446	36.73	.062	1.57
2727-27	1.625	41.28	1.529	38.84	.068	1.73	1.503	38.18	.062	1.57
2727-28	1.688	42.88	1.589	40.36	.068	1.73	1.560	39.62	.062	1.57
2727-29	1.750	44.45	1.650	41.91	.068	1.73	1.618	41.10	.062	1.57
2727-30	1.812	46.02	1.708	43.38	.068	1.73	1.675	42.55	.062	1.57
2727-31	1.875	47.63	1.769	44.93	.068	1.73	1.735	44.07	.062	1.57
2727-32	2.000	50.80	1.886	47.90	.068	1.73	1.850	46.99	.062	1.57
2727-33	2.062	52.37	1.946	49.43	.086	2.18	1.906	48.41	.078	1.98
2727-34	2.125	53.98	2.003	50.88	.086	2.18	1.964	49.89	.078	1.98
2727-35	2.250	57.15	2.120	53.85	.086	2.18	2.081	52.86	.078	1.98

+Metric dimensions were converted from decimals.

EXTERNAL RETAINING RINGS

SPRING STEEL (Continued)

Custom Sizes Available . . . See Last Page of This Section



NOTE: Phosphate coated for corrosion resistance.

PART NUMBER	SHAFT DIA.		GROOVE DIA.		GROOVE WIDTH		"A" DIM.		"T" DIM.	
	DEC.	MM+	DEC.	MM+	DEC.	MM+	DEC.	MM+	DEC.	MM+
2727-36	2.312	58.72	2.178	55.32	.086	2.18	2.139	54.33	.078	1.98
2727-37	2.375	60.33	2.239	56.87	.086	2.18	2.197	55.80	.078	1.98
2727-38	2.438	61.93	2.299	58.39	.086	2.18	2.255	57.28	.078	1.98
2727-39	2.500	63.50	2.360	59.94	.086	2.18	2.313	58.75	.078	1.98
2727-40	2.625	66.68	2.481	63.02	.086	2.18	2.428	61.67	.078	1.98
2727-41	2.688	68.28	2.541	64.54	.086	2.18	2.485	63.12	.078	1.98
2727-42	2.750	69.85	2.602	66.09	.103	2.62	2.543	64.59	.093	2.36
2727-43	2.875	73.03	2.721	69.11	.103	2.62	2.659	67.54	.093	2.36
2727-44	3.000	76.20	2.838	72.09	.103	2.62	2.775	70.49	.093	2.36

+Metric dimensions were converted from decimals.

Solder Lugs

Spring Clips

Spring Washers

Shoulder Washers

Stand Off Spacers

Flat Round Washers - Metallic

Flat Round Washers - Non-Metallic

O-Rings

Retaining Rings

Lockwashers, Retention Washers & Push-on Nuts

Clamps & Brackets

Expansion Plugs

Ground Straps, Bus Bars & Term. Blocks

Tab & Notch Washers

Misc. Washers & Tags

Solid State Insulators

Military Standards

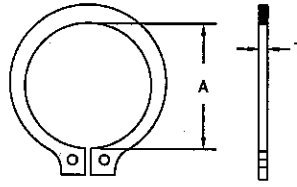
Custom Parts

Engineering Tables

Num. & Alpha. Index of Parts

EXTERNAL RETAINING RINGS STAINLESS STEEL (PH15-7 MO)

Custom Sizes Available . . . See Last Page of This Section



NOTE: Unless stated, all catalog parts are supplied without finish. See page 545 for specifying finishes.

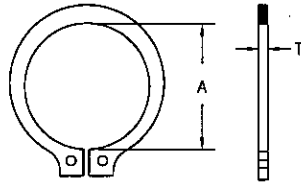
PART NUMBER	SHAFT DIA.		GROOVE DIA.		GROOVE WIDTH		"A" DIM.		"T" DIM.	
	DEC.	MM+	DEC.	MM+	DEC.	MM+	DEC.	MM+	DEC.	MM+
2728-1	.250	6.35	.230	5.84	.029	.74	.225	5.72	.025	.64
2728-2	.281	7.14	.261	6.63	.029	.74	.256	6.50	.025	.64
2728-3	.312	7.92	.290	7.37	.029	.74	.281	7.14	.025	.64
2728-4	.344	8.74	.321	8.15	.029	.74	.309	7.85	.025	.64
2728-5	.375	9.53	.352	8.94	.029	.74	.338	8.59	.025	.64
2728-6	.406	10.31	.382	9.70	.029	.74	.366	9.30	.025	.64
2728-7	.438	11.13	.412	10.46	.029	.74	.395	10.03	.025	.64
2728-8	.500	12.70	.468	11.89	.039	.99	.461	11.71	.035	.89
2728-9	.562	14.27	.530	13.46	.039	.99	.521	13.23	.035	.89
2728-10	.594	15.09	.559	14.20	.039	.99	.550	13.97	.035	.89
2728-11	.625	15.88	.588	14.94	.039	.99	.579	14.71	.035	.89
2728-12	.688	17.48	.646	16.41	.046	1.17	.635	16.13	.042	1.07
2728-13	.750	19.05	.704	17.88	.046	1.17	.693	17.60	.042	1.07
2728-14	.812	20.62	.762	19.35	.046	1.17	.751	19.08	.042	1.07
2728-15	.875	22.23	.821	20.85	.046	1.17	.810	20.57	.042	1.07
2728-16	.938	23.83	.882	22.40	.046	1.17	.867	22.02	.042	1.07
2728-17	1.000	25.40	.940	23.88	.046	1.17	.925	23.50	.042	1.07
2728-18	1.062	26.97	.998	25.35	.056	1.42	.982	24.94	.050	1.27
2728-19	1.125	28.58	1.059	26.90	.056	1.42	1.041	26.44	.050	1.27
2728-20	1.188	30.18	1.118	28.40	.056	1.42	1.098	27.89	.050	1.27
2728-21	1.250	31.75	1.176	29.87	.056	1.42	1.156	29.36	.050	1.27
2728-22	1.312	33.32	1.232	31.29	.056	1.42	1.214	30.84	.050	1.27
2728-23	1.375	34.93	1.291	32.79	.056	1.42	1.272	32.31	.050	1.27
2728-24	1.438	36.53	1.350	34.29	.056	1.42	1.333	33.86	.050	1.27
2728-25	1.500	38.10	1.406	35.71	.056	1.42	1.387	35.23	.050	1.27
2728-26	1.562	39.67	1.468	37.29	.068	1.73	1.446	36.73	.062	1.57
2728-27	1.625	41.28	1.529	38.84	.068	1.73	1.503	38.18	.062	1.57
2728-28	1.688	42.88	1.589	40.36	.068	1.73	1.560	39.62	.062	1.57
2728-29	1.750	44.45	1.650	41.91	.068	1.73	1.618	41.10	.062	1.57
2728-30	1.812	46.02	1.708	43.38	.068	1.73	1.675	42.55	.062	1.57
2728-31	1.875	47.63	1.769	44.93	.068	1.73	1.735	44.07	.062	1.57
2728-32	2.000	50.80	1.886	47.90	.068	1.73	1.850	46.99	.062	1.57
2728-33	2.062	52.37	1.946	49.43	.086	2.18	1.906	48.41	.078	1.98
2728-34	2.125	53.98	2.003	50.88	.086	2.18	1.964	49.89	.078	1.98
2728-35	2.250	57.15	2.120	53.85	.086	2.18	2.081	52.86	.078	1.98

+Metric dimensions were converted from decimals.

EXTERNAL RETAINING RINGS

STAINLESS STEEL (PH15-7 MO) *(Continued)*

Custom Sizes Available . . . See Last Page of This Section



NOTE: Unless stated, all catalog parts are supplied without finish. See page 545 for specifying finishes.

PART NUMBER	SHAFT DIA.		GROOVE DIA.		GROVE WIDTH		"A" DIM.		"T" DIM.	
	DEC.	MM+	DEC.	MM+	DEC.	MM+	DEC.	MM+	DEC.	MM+
2728-36	2.312	58.72	2.178	55.32	.086	2.18	2.139	54.33	.078	1.98
2728-37	2.375	60.33	2.239	56.87	.086	2.18	2.197	55.80	.078	1.98
2728-38	2.438	61.93	2.299	58.39	.086	2.18	2.255	57.28	.078	1.98
2728-39	2.500	63.50	2.360	59.94	.086	2.18	2.313	58.75	.078	1.98
2728-40	2.625	66.68	2.481	63.02	.086	2.18	2.428	61.67	.078	1.98
2728-41	2.688	68.28	2.541	64.54	.086	2.18	2.485	63.12	.078	1.98
2728-42	2.750	69.85	2.602	66.09	.103	2.62	2.543	64.59	.093	2.36
2728-43	2.875	73.03	2.721	69.11	.103	2.62	2.659	67.54	.093	2.36
2728-44	3.000	76.20	2.838	72.09	.103	2.62	2.775	70.49	.093	2.36

+Metric dimensions were converted from decimals.

Solder Lugs

Spring Clips

Spring Washers

Shoulder Washers

Stand Off Spacers

Flat Round Washers - Metallic

Flat Round Washers - Non-Metallic

O-Rings

Retaining Rings

Lockwashers, Retention Washers & Push-on Nuts

Clamps & Brackets

Expansion Plugs

Ground Straps, Bus Bars & Term. Blocks

Tab & Notch Washers

Misc. Washers & Tags

Solid State Insulators

Military Standards

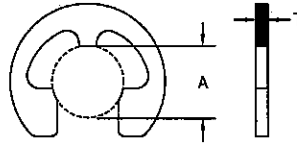
Custom Parts

Engineering Tables

Num. & Alpha. Index of Parts

E-STYLE RETAINING RINGS SPRING STEEL

Custom Sizes Available . . . See Last Page of This Section



NOTE: Phosphate coated for corrosion resistance.

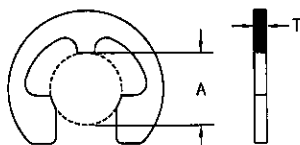
PART NUMBER	SHAFT DIA.		GROOVE DIA.		GROOVE WIDTH		"A" DIM.		"T" DIM.	
	DEC.	MM+	DEC.	MM+	DEC.	MM+	DEC.	MM+	DEC.	MM+
2729-1	.062	1.57	.052	1.32	.012	.30	.051	1.30	.010	.25
2729-2	.094	2.39	.074	1.88	.020	.51	.073	1.85	.015	.38
2729-3	.125	3.18	.095	2.41	.020	.51	.094	2.39	.015	.38
2729-4	.140	3.56	.102	2.59	.020	.51	.100	2.54	.015	.38
2729-5	.156	3.96	.116	2.95	.029	.74	.114	2.90	.025	.64
2729-6	.172	4.37	.127	3.23	.029	.74	.125	3.18	.025	.64
2729-7	.188	4.78	.147	3.73	.029	.74	.145	3.68	.025	.64
2729-8	.219	5.56	.188	4.78	.029	.74	.185	4.70	.025	.64
2729-9	.250	6.35	.210	5.33	.029	.74	.207	5.26	.025	.64
2729-10	.312	7.92	.250	6.35	.029	.74	.243	6.17	.025	.64
2729-11	.375	9.53	.303	7.70	.039	.99	.300	7.62	.035	.89
2729-12	.438	11.13	.343	8.71	.039	.99	.337	8.56	.035	.89
2729-13	.500	12.70	.396	10.06	.046	1.17	.392	9.96	.042	1.07
2729-14	.625	15.88	.485	12.32	.046	1.17	.480	12.19	.042	1.07
2729-15	.750	19.05	.625	15.88	.056	1.42	.616	15.65	.050	1.27
2729-16	.875	22.23	.675	17.15	.056	1.42	.668	16.97	.050	1.27
2729-17	1.000	25.40	.835	21.21	.056	1.42	.822	20.88	.050	1.27
2729-18	1.188	30.18	1.079	27.41	.068	1.73	1.066	27.08	.062	1.57
2729-19	1.375	34.93	1.230	31.24	.068	1.73	1.213	30.81	.062	1.57

+Metric dimensions were converted from decimals.

E-STYLE RETAINING RINGS

STAINLESS STEEL (PH15-7 MO)

Custom Sizes Available . . . See Last Page of This Section



NOTE: Unless stated, all catalog parts are supplied without finish. See page 545 for specifying finishes.

PART NUMBER	SHAFT DIA.		GROOVE DIA.		GROOVE WIDTH		"A" DIM.		"T" DIM.	
	DEC.	MM+	DEC.	MM+	DEC.	MM+	DEC.	MM+	DEC.	MM+
2730-1	.062	1.57	.052	1.32	.012	.30	.051	1.30	.010	.25
2730-2	.094	2.39	.074	1.88	.020	.51	.073	1.85	.015	.38
2730-3	.125	3.18	.095	2.41	.020	.51	.094	2.39	.015	.38
2730-4	.140	3.56	.102	2.59	.020	.51	.100	2.54	.015	.38
2730-5	.156	3.96	.116	2.95	.029	.74	.114	2.90	.025	.64
2730-6	.172	4.37	.127	3.23	.029	.74	.125	3.18	.025	.64
2730-7	.188	4.78	.147	3.73	.029	.74	.145	3.68	.025	.64
2730-8	.219	5.56	.188	4.78	.029	.74	.185	4.70	.025	.64
2730-9	.250	6.35	.210	5.33	.029	.74	.207	5.26	.025	.64
2730-10	.312	7.92	.250	6.35	.029	.74	.243	6.17	.025	.64
2730-11	.375	9.53	.303	7.70	.039	.99	.300	7.62	.035	.89
2730-12	.438	11.13	.343	8.71	.039	.99	.337	8.56	.035	.89
2730-13	.500	12.70	.396	10.06	.046	1.17	.392	9.96	.042	1.07
2730-14	.625	15.88	.485	12.32	.046	1.17	.480	12.19	.042	1.07
2730-15	.750	19.05	.625	15.88	.056	1.42	.616	15.65	.050	1.27
2730-16	.875	22.23	.675	17.15	.056	1.42	.668	16.97	.050	1.27
2730-17	1.000	25.40	.835	21.21	.056	1.42	.822	20.88	.050	1.27
2730-18	1.188	30.18	1.079	27.41	.068	1.73	1.066	27.08	.062	1.57
2730-19	1.375	34.93	1.230	31.24	.068	1.73	1.213	30.81	.062	1.57

+Metric dimensions were converted from decimals.

- Solder Lugs
- Spring Clips
- Spring Washers
- Shoulder Washers
- Stand Off Spacers
- Flat Round Washers - Metallic
- Flat Round Washers - Non-Metallic
- O-Rings
- Retaining Rings
- Lockwashers, Retention Washers & Push-on Nuts
- Clamps & Brackets
- Expansion Plugs
- Ground Straps, Bus Bars & Term. Blocks
- Tab & Notch Washers
- Misc. Washers & Tags
- Solid State Insulators
- Military Standards
- Custom Parts
- Engineering Tables
- Num. & Alpha. Index of Parts

HOW TO REQUEST A FAX QUOTE:

CUSTOM RETAINING RINGS

If your application requires a custom retaining ring with dimensions not listed in this catalog, simply photocopy the adjoining page, fill in all necessary dimensions, and fax it to us at 208-734-7222. It's that simple!

Seastrom Manufacturing can custom manufacture virtually any custom retaining ring you require.

*If the configuration you require is different than shown on the adjoining page, please refer to the Custom Parts section for a fax quote cover sheet and a blank print to sketch your own design.

EXAMPLE

Shaft Dia.:	<u>.250</u>	Groove Dia.:	<u>.230</u>	A:	<u>.225</u>		
Housing Dia.:	_____	Groove Width:	<u>.029</u>	B:	_____	T:	<u>.025</u>

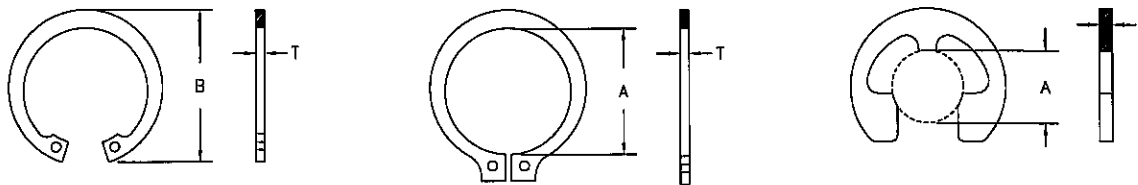
If we can answer any questions concerning your custom retaining ring needs, please feel free to call us today at 1•800•634•2356.

FAX QUOTE

CUSTOM RETAINING RINGS

PLEASE FAX TO:

SEASTROM MANUFACTURING COMPANY, INC. 208•734•7222
ATTENTION: Inside Sales



(CIRCLE ONE)

DATE _____

Shaft Dia.: _____	Groove Dia.: _____	A: _____
Housing Dia.: _____	Groove Width: _____	B: _____ T: _____

UNLESS OTHERWISE SPECIFIED ALL DIMENSIONS WILL BE TO CATALOG TOLERANCES.*

Material: _____

Plating: _____

Other Requirements: _____

From: _____ Title: _____

Company: _____

Address: _____ City: _____ State: ___ Zip: _____

Phone: _____ Fax: _____

DO NOT TEAR OUT ... PLEASE PHOTOCOPY

*** See Pages 551 and 552 for commercial thickness, tolerances.**

Please Quote the following:	<i>For Seastrom Use</i>	
QUANTITY	PRICE	DELIVERY
Estimated Yearly Usage:		