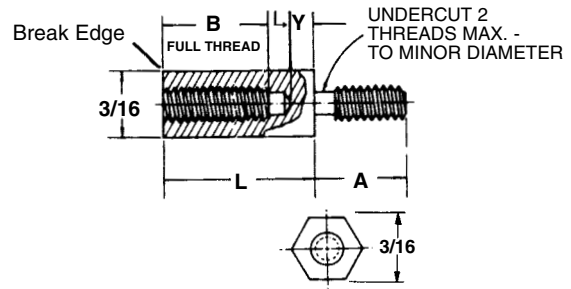
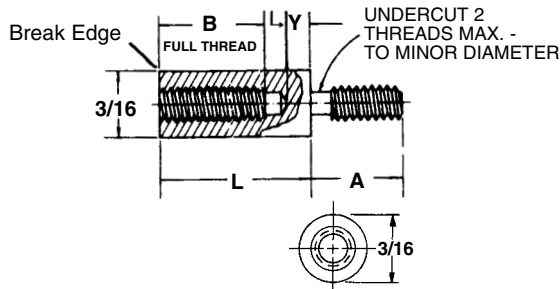


## 3/16" ROUND • HEX STANDOFFS MALE-FEMALE



Length	Part No. Round
3/16	9780
1/4	9781
5/16	9782
3/8	9783
7/16	9784
1/2	9785
9/16	9786
5/8	9787
11/16	9788
3/4	9789
13/16	9790
7/8	9791
15/16	9792
1	9793

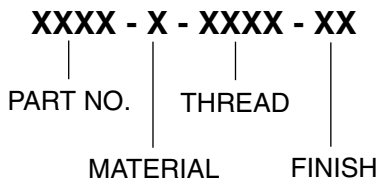
Length	Part No. Hex
3/16	9723
1/4	9724
5/16	9725
3/8	9726
7/16	9727
1/2	9728
9/16	9729
5/8	9730
11/16	9731
3/4	9732
13/16	9733
7/8	9734
15/16	9735
1	9736

Refer to page 8 for Finish Codes.

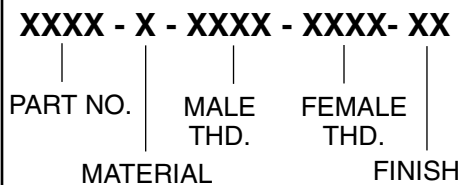
For parts not listed contact sales office.

Available in other materials, threads, and lengths.

### PART NUMBER ORDERING SYSTEM



IF MALE AND FEMALE THREADS ARE DIFFERENT



### CHART A

THREAD	A	B	Y
2-56	5/32	3/16	.032
4-40	3/16	1/4	.032
6-32	1/4	3/8	.039

### CHART B

DIM "L"	ROUND P/N	HEX P/N	THREAD	"B" MIN	APPROX NO. OF THDS MIN.
3/16	9780	9723	2-56	.077	4.25
			4-40	.070	2.50
1/4	9781	9724	2-56	.140	7.50
			4-40	.133	5.25
5/16	9782	9725	4-40	.195	7.75

Y=.032 MIN

Reference Chart B for shorter length.

### THREAD CODE

THREAD	CODE
2-56	0256
4-40	0440
6-32	0632

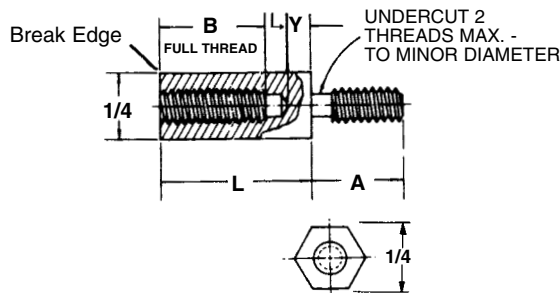
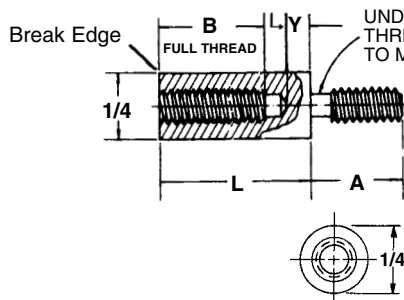
NOTE: 2-56 thread size in nylon not available as standard. Special order only.

### MATERIAL

MATERIAL	CODE
Aluminum	A
Brass	B
Steel	S
Stainless Steel	SS
Nylon (available in 4-40 only)	N

5 Pasco Hill Road • Cromwell, CT 06416-1093  
 Phone: 860-828-0847 • Call Toll Free: 800-243-6032 • Fax: 860-828-0381  
 Web Address: <http://www.amatom.com> • E-Mail: [sales@amatom.com](mailto:sales@amatom.com)

## 1/4" ROUND • HEX STANDOFFS MALE-FEMALE



Length	Part No. Round
1/4	9794
3/8	9795
1/2	9796
5/8	9797
3/4	9798
7/8	9799
1	9800
1-1/8	9801
1-1/4	9802
1-3/8	9803
1-1/2	9804
1-5/8	9805
1-3/4	9806
1-7/8	9807
2	9808

Length	Part No. Hex
1/4	9737
3/8	9738
1/2	9739
5/8	9740
3/4	9741
7/8	9742
1	9743
1-1/8	9744
1-1/4	9745
1-3/8	9746
1-1/2	9747
1-5/8	9748
1-3/4	9749
1-7/8	9750
2	9751

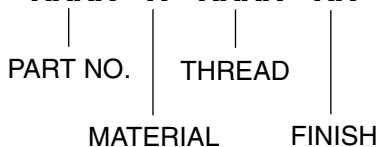
Refer to page 8 for Finish Codes.

For parts not listed contact sales office.

Available in other materials, threads, and lengths.

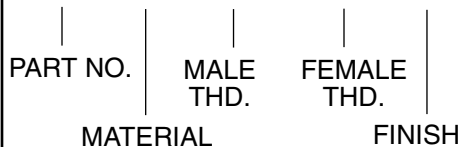
### PART NUMBER ORDERING SYSTEM

**XXXX - X - XXXX - XX**



IF MALE AND FEMALE THREADS ARE DIFFERENT

**XXXX - X - XXXX - XXXX - XX**



### CHART A

THREAD	A	B	Y
2-56	5/32	3/16	.032
4-40	3/16	1/4	.032
6-32	1/4	3/8	.039
8-32	3/8	7/16	.053

Y=.032 MIN  
Reference Chart B for shorter length.

### CHART B

DIM "L"	ROUND P/N	HEX P/N	THREAD	"B" MIN	APPROX NO. OF THDS MIN.
5/16	9794		4-40	.133	5.25
			6-32	.104	3.25
			8-32	.090	2.75
1/4		9737	4-40	.133	5.25
			6-32	.104	3.25
			8-32	.090	2.75
3/8	9795	9738	6-32	.229	7.00
			8-32	.215	6.50
			8-32	.346	11.00
1/2	9796	9739	6-32	.346	11.00
			8-32	.340	10.50

### THREAD CODE

THREAD	CODE
2-56	0256
4-40	0440
6-32	0632
8-32	0832

NOTE: 2-56 thread size in nylon not available as standard. Special order only.

### MATERIAL

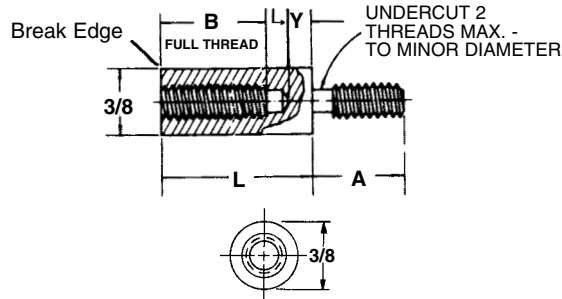
MATERIAL	CODE
Aluminum	A
Brass	B
Steel	S
Stainless Steel	SS
Nylon	N

5 Pasco Hill Road • Cromwell, CT 06416-1093

Phone: 860-828-0847 • Call Toll Free: 800-243-6032 • Fax: 860-828-0381

Web Address: <http://www.amatom.com> • E-Mail: [sales@amatom.com](mailto:sales@amatom.com)

## 3/8" ROUND STANDOFFS MALE-FEMALE



Length	Part No.	Length	Part No.
1/4	<b>9809</b>	2	<b>9823</b>
3/8	<b>9810</b>	2-1/4	<b>9824</b>
1/2	<b>9811</b>	2-1/2	<b>9825</b>
5/8	<b>9812</b>	2-3/4	<b>9826</b>
3/4	<b>9813</b>	3	<b>9827</b>
7/8	<b>9814</b>	3-1/4	<b>9828</b>
1	<b>9815</b>	3-1/2	<b>9829</b>
1-1/8	<b>9816</b>	3-3/4	<b>9830</b>
1-1/4	<b>9817</b>	4	<b>9831</b>
1-3/8	<b>9818</b>	4-1/4	<b>9832</b>
1-1/2	<b>9819</b>	4-1/2	<b>9833</b>
1-5/8	<b>9820</b>	4-3/4	<b>9834</b>
1-3/4	<b>9821</b>	5	<b>9835</b>
1-7/8	<b>9822</b>	6	<b>9836</b>

Refer to page 8 for Finish Codes.

For parts not listed contact sales office.

Available in other materials, threads, and lengths.

CHART A				
THREAD	A	B	Y	
4-40	3/16	1/4	.032	
6-32	1/4	3/8	.039	
8-32	3/8	7/16	.053	
10-32	3/8	1/2	.065	

Y=.032 MIN  
Reference Chart B for shorter length.

CHART B				APPROX NO. OF THDS MIN.
DIM "L"	ROUND P/N	THREAD	"B" MIN	
1/4	9809	4-40	.133	5.25
		6-32	.104	3.25
		8-32	.090	2.75
3/8	9810	10-32	.078	2.25
		6-32	.229	7.00
		8-32	.215	6.50
1/2	9811	10-32	.203	6.25
		6-32	.346	11.00
		8-32	.340	10.50
5/8	9812	10-32	.328	10.25
		10-32	.453	14.00

### PART NUMBER ORDERING SYSTEM

**XXXX - X - XXXX - XX**

PART NO.	THREAD	MATERIAL	FINISH
----------	--------	----------	--------

IF MALE AND FEMALE THREADS ARE DIFFERENT

**XXXX - X - XXXX - XXXX- XX**

PART NO.	MALE THD.	FEMALE THD.	FINISH
MATERIAL			

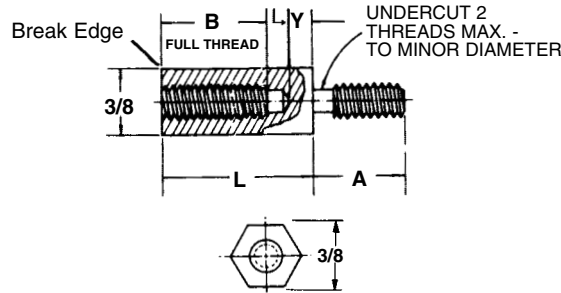
THREAD CODE	
THREAD	CODE
4-40	<b>0440</b>
6-32	<b>0632</b>
8-32	<b>0832</b>
10-32	<b>1032</b>

NOTE: 2-56 thread size in nylon not available as standard. Special order only.

MATERIAL	CODE
Aluminum	<b>A</b>
Brass	<b>B</b>
Steel	<b>S</b>
Stainless Steel	<b>SS</b>
Nylon	<b>N</b>

**5 Pasco Hill Road • Cromwell, CT 06416-1093**  
**Phone: 860-828-0847 • Call Toll Free: 800-243-6032 • Fax: 860-828-0381**  
**Web Address: <http://www.amatom.com> • E-Mail: [sales@amatom.com](mailto:sales@amatom.com)**

## 3/8" HEXAGON STANDOFFS MALE-FEMALE



Length	Part No.	Length	Part No.
1/4	9752	2	9766
3/8	9753	2-1/4	9767
1/2	9754	2-1/2	9768
5/8	9755	2-3/4	9769
3/4	9756	3	9770
7/8	9757	3-1/4	9771
1	9758	3-1/2	9772
1-1/8	9759	3-3/4	9773
1-1/4	9760	4	9774
1-3/8	9761	4-1/4	9775
1-1/2	9762	4-1/2	9776
1-5/8	9763	4-3/4	9777
1-3/4	9764	5	9778
1-7/8	9765	6	9779

Refer to page 8 for Finish Codes.

For parts not listed contact sales office.

Available in other materials, threads, and lengths.

CHART A				
THREAD	A	B	Y	
4-40	3/16	1/4	.032	
6-32	1/4	3/8	.039	
8-32	3/8	7/16	.053	
10-32	3/8	1/2	.065	

Y=.032 MIN  
Reference Chart B for shorter length.

CHART B				APPROX NO. OF THDS MIN.
DIM "L"	HEX P/N	THREAD	"B" MIN	
1/4	9752	4-40	.133	5.25
		6-32	.104	3.25
		8-32	.090	2.75
3/8	9753	10-32	.078	2.25
		6-32	.229	7.00
		8-32	.215	6.50
1/2	9754	10-32	.203	6.25
		6-32	.346	11.00
		8-32	.340	10.50
5/8	9755	10-32	.328	10.25
		10-32	.453	14.00

**PART NUMBER ORDERING SYSTEM**

**XXXX - X - XXXX - XX**