



Table of Contents

Overview.....	B2–B5
Ring Terminals	B6–B15
Flag Terminals.....	B16
Fork Terminals	B17–B20
Pin Terminals	B21
Butt Splices	B22–B23
Wire Joints.....	B24–B25
Heat-Shrinkable Terminals, Splices and Disconnects.....	B26–B27
Disconnects and Male Tabs.....	B28–B31
Luminaire Disconnect	B32–B33
Insulated Ferrules	B34–B35
Ferrules	B36–B37
Installing Kits	B38–B40
Application Tools.....	B41–B51
Die Selection Chart	B52–B54
Wire Guide Table	B55–B57
Military Standard Cross Reference	B58
Cross Reference for Packaging	B59–B61
Catamount® Terminals	B62–B63
Catamount® Terminal Tools	B64
Polycarbonate Insulated Ring Terminals.....	B65
Polycarbonate Insulated Fork Terminals.....	B66
Vinyl Insulated Ring Terminals DIN 46237.....	B67
Nylon Insulated Ring Terminals DIN 46237	B68
Nylon Insulated Fork Terminals DIN 46237	B69
Vinyl Insulated Fork Terminals DIN 46237.....	B70
Polycarbonate Insulated Pin Terminals.....	B71
Insulated Female Disconnects DIN 46245.....	B72
Insulated Male Disconnects DIN 46245	B73
Fully Insulated Female Disconnects.....	B74
Fully Insulated Butt Splices	B75
Insulated Wire Joints	B76
Tools.....	B77–B78

Overview

Experience the Sta-Kon® advantage!

Thomas & Betts developed the first tool-applied solderless terminals and connectors more than 70 years ago in response to industry awareness of the need for better performance of electrical systems.

Key Features and Benefits

- Metal insulation grip sleeve is included on all nylon terminal for strain relief
- Long barrel selectively annealed
- CSA Certified
- UL Listed unless otherwise specified



Deep Internal Serrations

After the insertion of a wire into the terminal's barrel, a deep, serrated interior ensures a large area of contact that lowers the resistance of a connection. With the mechanical force of the tool, the wire strands cold flow into the serrated interior. This guarantees electrical resistance lower than the wire to which it is applied. This feature also prevents pullout from vibration and mechanical strain. Deep internal serrations can be compared to the effective holding power of a well-treaded tire on a wet highway.

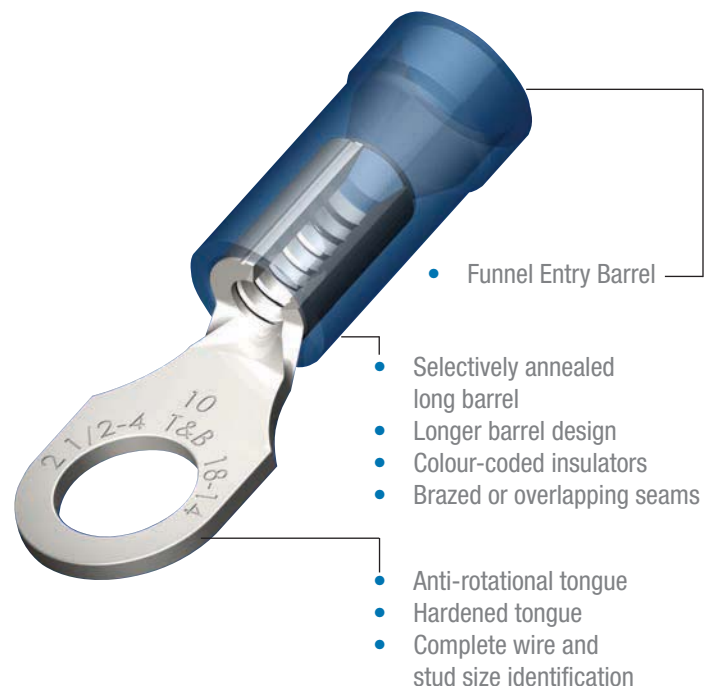
Funneled Terminal Barrel Entry

This feature makes wire insertion faster and easier. A funneled barrel eliminates wire strand "hang up" upon insertion into the terminal's barrel. The loss of even a couple of wire strands can have negative results on electrical efficiency and resistance to mechanical strain.

Sta-Kon® Long Barrel Design

If lowering electrical resistance, preventing wire pullout, eliminating a "missed" crimp and having an insulator that stays on the barrel during installation are your goals, then you must design a terminal with a long barrel. This also provides the insulator with additional surface area, holding tight to the barrel. Most competitive barrel lengths range from 20–50% shorter than Sta-Kon® terminals. The results are usually a stream of electrical failure, rework and added expense. Many competitive insulators come off during crimping due to a limited barrel length.

Note: Listed for solid wire up to #10 AWG, terminals only.




Overview

Why Sta-Kon® Terminals are Better

Selective Annealing

Because of the mechanical strength of copper, an installer can experience fatigue associated with repeated installations. For this reason Thomas & Betts puts our terminals through one more step called selective annealing. This process leaves the barrel soft enough to crimp and form around the wire. However, we “cold form” the tongue during the manufacturing process so it remains strong. This is done so the tongue can withstand repeated bends and bolt tightening strain common in most electrical installations. Many competitors attempt to accomplish similar goals by removing valuable material or using a softer copper which has lower conductivity. This increases electrical resistance as well as the odds for shorting and downtime.



• Deep Internal Serrations.

Anti-Rotational Tongues

This is a unique feature to the Thomas & Betts ring tongue terminal. This design prevents terminal shorting by keeping the terminal secure in the terminal block. The installer can place a greater number of terminals closer together without worry.

- Flat bottom box
- Electro-tin plating
- Center reinforced spring detent for minimum insertion force
- Compound Spring Rails provide positive contact after repeated insertions

Proper Identification

We identify all terminals with Thomas & Betts initials, T&B. We also indicate wire and stud sizes. These markings are clearly visible on the surface of the tongue, taking any guesswork out of replacing or reordering additional parts. Our superior bright plating also assists in visibility.

All Sta-Kon® Terminals are Deburred and Degreased

To ensure a Sta-Kon® terminal is properly plated and insulated, all our parts are put through a process which cleans and smooths the terminal of any manufacturing residues, mainly grease, oils and sharp edges. Many competitive products do not put their product through such rigorous finishing.

Platings/Finish

Electroplated-Tin is standard. All others require **minimum order quantities** and are generally not stocked. Alternative platings as follows: Gold, Silver, Tin-alloys, Nickel, etc.

The following finishes are available on most one-piece Sta-Kon® terminals:

Finish	Suffix	Spec.
Gold Plate	GP	MIL-G-45204 Type II, Grade B, C, D, Class O
Nickel Plate	NP	QQ-N-290 Class 2, Grade G
Plain Finish	PF	None
Silver Plate	SP	MIL-T-16366 Type I or II, 400°F, 204°C
Tin Plate	TP	MIL-T-10727 Type I

To order, add the indicated suffix to the regular catalogue number.

Underwriters Laboratories Listing

Sta-Kon® Rings, Forks, Locking Forks, two-way splices and disconnects are tested and listed to UL standards and all applicable products to CSA standards.

Overview



ERG4001

Sta-Kon® Ring, Fork and Locking Fork

- Complete line of installing tools engineered to match tool with terminal
- First to gain military approval for pressure connections ... many styles available for military applications
- Sta-Kon® products exceed test specification requirements of military, UL and CSA
- Fluoropolymer and Nylon Terminals provided with extra metal sleeve to grip insulation
- Vinyl insulated and bare Sta-Kon® terminals feature brazed seam wire barrels which can be crimped at any place on the barrel circumference
- Ring and Fork terminals can be used with solid wire as follows:
 - Non-Insulated: 22-8 gauge
 - Insulated: 22-10 gauge

Sta-Kon® Disconnects

- Internal barrel serrations and long barrel provide for maximum tensile strength
- Complete line of installing tools, engineered to match tool with terminal
- Funnel entry insulators allow for easier inserting of wire into barrel
- Colour-coded for easy installation

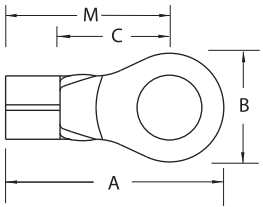
The Shure-Stake® Tools are Matched to Terminals

The Shure-Stake® mechanism prevents the dies from releasing the terminal until the proper compression has been completed. With this method, an operator achieves a reliable crimp everytime. Thomas & Betts' tooling techniques correctly match tools, wire size and terminal to produce optimum mechanical and electrical performance.

Ring Terminals

Terminals for nichrome wire NW Series

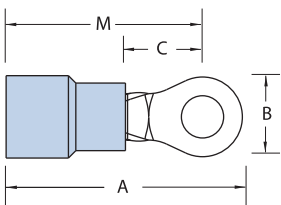
High-Temperature Non-Insulated Rings — 1200° F Max.



Cat. No.	Pkg. Qty.	Wire Range	Max. Ins. (in.)	Bolt Hole	Rec. Tool	Dimensions (in.)				Stock Thick. (in.)
						A	B	C	M	
NW18-10	100	20-18	2.5	#10	WT1377	0.63	0.31	0.28	0.38	0.032
NW52	1,000			#8						
NW81	1,000	16-14	2.5	#6		0.66	0.31	0.28	0.51	0.040
NW14-8	100			#8						
NW14-10	100			#10						
NW83	1,000			#10						
NW14-12	100			#12*						
NW84	1,000			#12*						
NW10-8	50	12-10	3	#8		0.66	0.31	0.28	0.51	0.040
NW10-10				#10						
NW10-12				#12*						
NW10-12				#12*						

* #12 stud is smaller than 1/4 in. stud

Tefzel® Insulated Rings — Insulation Grip



Cat. No.	Pkg. Qty.	Wire Range	Max. Ins. (in.)	Bolt Hole	Rec. Tool	Dimensions (in.)				Stock Thick. (in.)		
						A	B	C	M			
RAT853	1,000	22-18	0.140	#6	WT145C	0.81	0.25	0.25	0.69	0.03		
RAT863				#8		0.84	0.31	0.25	0.69			
RAT873				#10		0.84	0.31	0.25	0.69			
RAT713				1/4 in.		1.07	0.46	0.31	0.84			
RBT853				#6		0.84	0.31	0.25	0.69			
RBT863		#8	0.84	0.31		0.25	0.69					
RBT873		#10	0.84	0.31		0.25	0.69					
RBT713		1/4 in.	1.08	0.46		0.31	0.81					
RCT333		500	12-10	0.210		#6	1.00	0.37	0.27		0.81	0.04
RCT863						#8	1.00	0.37	0.27		0.81	
RCT363	#10				1.00	0.37	0.27	0.81				
RCT713	1/4 in.				1.11	0.52	0.32	0.85				
RCT703	5/16 in.				1.23	0.52	0.31	0.96				
RCT733	3/8 in.				1.29	0.58	0.35	1.00				

Tefzel® is a registered trademark of DuPont